

Survey of local homeowner perceptions of safety and use of the Rocky Flats National Wildlife Refuge

Kim Griffiths and David Wood, Friends of the Rocky Flats National Wildlife Refuge, rockyflatsneighbors.org
September 2018

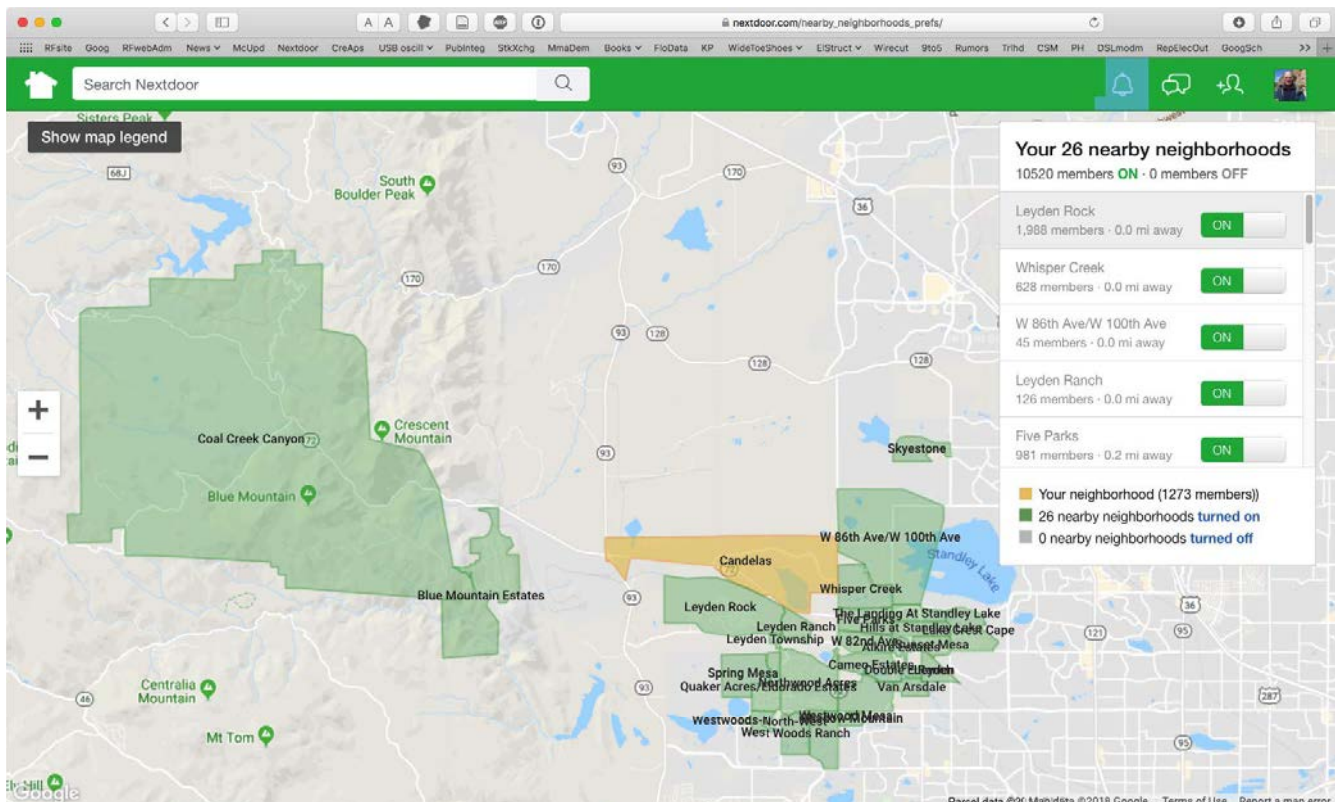
We enclose graphical results of an online survey of homeowners living in neighborhoods around the Rocky Flats National Wildlife Refuge, carried out in July 2018. Anecdotally we had heard widespread support for opening the Refuge. This support was at odds with information provided by the Rocky Mountain Peace and Justice Center and its supporters:

- A statement in the Introduction section of the most recent civil suit from the RM Peace and Justice Center et al [Case 1:18-cv-01017, filed May 1, 2018] claims “Ironically, the USFWS decision comes in the face of growing public concern about opening the Refuge to access and six local school districts have now banned field trips to the Refuge should it be opened.”

(This remark appears to suggest that local school districts--approached by members of the P&J Center rather than of their own volition--had made independent quantitative assessments of both the science and the political sentiments of their own stakeholders, parents of school children.)

- Additionally, detailed examination of a 2016 petition launched by LeRoy Moore to block Refuge opening reveals that the petition did not receive the necessary number of signatures to go forward. Moreover, 39% of respondents were from out-of-state zip codes (some, from outside the US), as shown below in an Addendum.

- We decided to survey the actual local stakeholders via the hyperlocal social network Nextdoor.com. Messages distributed to this forum are restricted to Candelas and 26 adjacent developments, shown in the graphic below. The survey was made available from July 2, 2018 through July 11, 2018, to a nominal population of 10,520 households registered with Nextdoor.



1273 members in Candelas
1988 in Leyden Rock
628 in Whisper Creek
45 in W 86th Ave/W 100th Ave
126 in Leyden Ranch
981 in Five Parks
20 in Leyden Township [0.5 miles away]
20 in W 82nd Ave
461 in Northwood Acres
293 in Quaker Acres/Eldorado Estates
473 in Spring Mesa
35 in Cameo Estates [1.0 miles away]
611 in The Landing at Standley Lake
244 in Hills at Standley Lake

604 in Westwood Mesa
64 in Alkire Estates
558 in West Woods Ranch
74 In Double E Ranch
298 in Westwoods-North-West
359 in Skyestone
71 in Sunset Mesa
161 in Shadown Mountain
180 in Blue Mountain Estates
44 in Van Arsdale [2 miles away]
76 in Leyden
322 in Lake Crest Cape
511 in Coal Creek Canyon [3.0 miles away]

The breakdown of households by development is shown above.

The announcement for the survey follows.

Express your support and confidence in the Rocky Flats National Wildlife Refuge

As many of you know, activist opponents of the Rocky Flats National Wildlife Refuge are losing in the federal court system, but continue attempts to delay its opening. LeRoy Moore's MoveOn.org anti-Refuge petition of December 14th 2016 never reached its target; 50% of its signers are not from surrounding communities. 29% are from Boulder and another 29% are from outside Colorado. We need to establish our political clout via our population. In the interests of representing actual neighbors of the Refuge, a very brief survey of local opinion about the refuge is at <https://surveyhero.com/c/6d80ac4a>. This survey will remain open through July 31st. If enough support is clear, we will proceed with a petition (with names and addresses) to be forwarded to the Fish and Wildlife Service, the agency in charge of the Refuge. Even if you do not feel strongly about using the Refuge, the survey quickly assesses your opinions about safety, trust, and usage. Transparency: it was prepared by David Wood and Kim Griffiths, who both live in Candelas and support the opening to the public of the Rocky Flats National Wildlife Refuge without delay. Kim is currently a member of the Rocky Flats Stewardship Council; both are organizers of the strictly non-profit web site <http://rockyflatsneighbors.org>, where a great deal more information about the safety of the Refuge and developments around it may be found.

(A later announcement indicated the survey would close on July 11th since a statistically valid sampling had been reached and responses appeared to be tailing off.)

For each declaration (except for number 3, which permitted a lengthy text-field response) respondents were requested to specify degree of agreement with statements made

Strongly disagree *Disagree somewhat* *Neutral* *Agree somewhat* *Strongly agree*

The statements were as follows:

1. I feel the Rocky Flats National Wildlife Refuge is an attractive amenity for those living nearby.
2. I would be willing to sign a [separate, later] petition (with my name and zip code) to be submitted to the Fish and Wildlife Service in strong support of opening the Wildlife Refuge as soon as possible.
3. If you are not sure, what additional information would help you decide about Wildlife Refuge safety?

4. I trust reports by the Department of Energy's Office of Legacy Management (the federal agency in charge of managing the off-limits parts of the Refuge).
5. I trust the Colorado Department of Health and Environment to report Rocky Flats-related health and environmental issues.
6. I am satisfied that the Refuge is safe for use by adults.
7. I am satisfied that the Refuge is safe for use by children.
8. I personally am likely to use the trails and facilities in the RF Wildlife Refuge.
9. My family is likely to use the trails and facilities in the RF Wildlife Refuge.
10. I feel my neighbors and I are adequately represented to local entities (Arvada City Council, the Rocky Flats Stewardship Council) monitoring the Rocky Flats area.

We received 235 completed responses, of which 231 included zip codes. Results are shown as pie charts (omitting the open-ended question 3) in the attached PDF file, which also includes a breakdown of responses by zip code. Statistical sampling error is discussed at the lower left of the pie chart data page. The graphical results are appended at the end of this PDF.

A few remarks, based on grouping “strongly agree” and “agree somewhat” responses together as registering assent with a statement and “strongly disagree and disagree somewhat” as registering a dissenting opinion:

- i. Responses are strongly dominated (>80%) by residents of zip code 80007, including many new developments immediately around the Refuge.
- ii. 71-72% of respondents regard the Refuge as an attractive amenity and would be willing to sign a petition in support of the Refuge's opening (or, presumably, remaining open).
- iii. About 60% trust DOE/Legacy Management reports; 72% trust Colorado Department of Health and the Environment reporting.
- iv. About 69% of respondents feel they and their families are likely to use the Refuge for recreation.
- v. A core of roughly 25% of respondents are opposed to use of the Refuge and do not trust official reports. (DMW's analysis of these show that these responses are somewhat concentrated in “older development” zip codes such as 80403.)

Responses to the open-ended question, “If you are not sure, what additional information would help you decide about Wildlife Refuge safety?” have been collected and many have been addressed by DMW. Responses and follow-up information will be placed on rockyflatsneighbors.org .

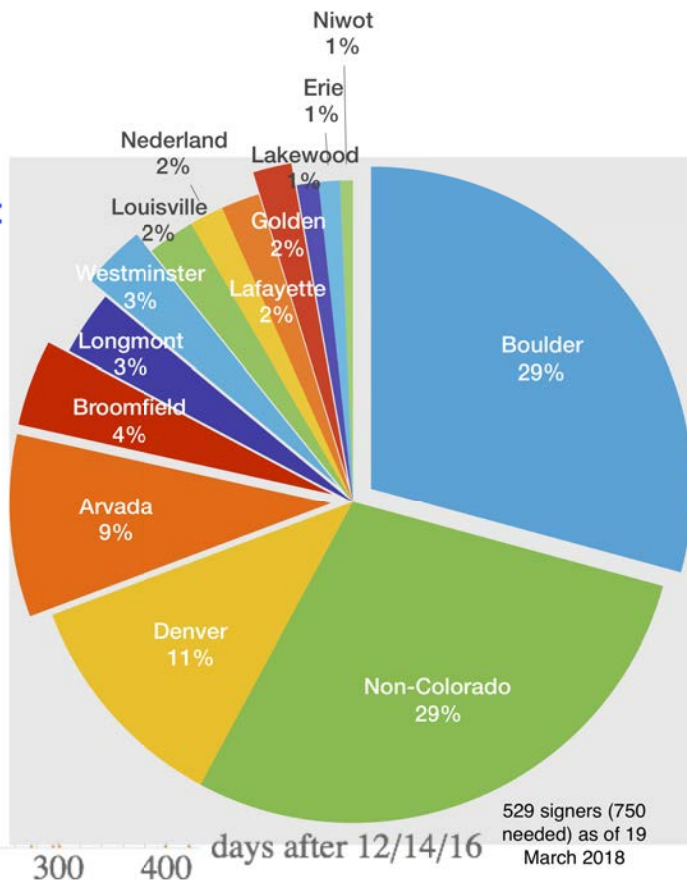
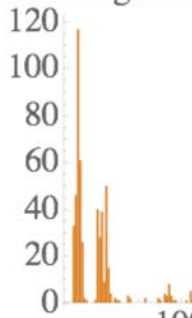
Conclusions: Based on these survey results, it is clear that the Rocky Mountain Peace and Justice Center and its followers *do not speak* for those living around the Wildlife Refuge. While it is too early to conclude that these local residents will vote as a block, such a block could plausibly amount to thousands of voters. *The political implications of a pro-Refuge majority should not be overlooked by local municipalities, Jefferson County and Jeffco school districts.*

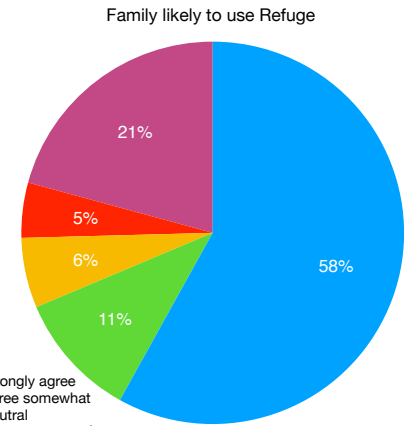
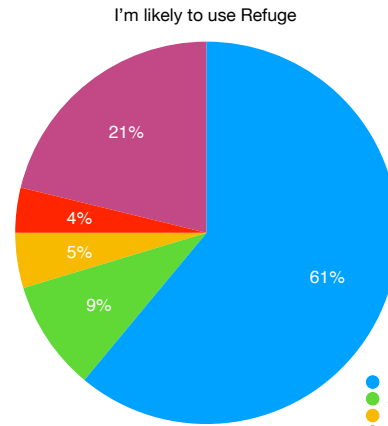
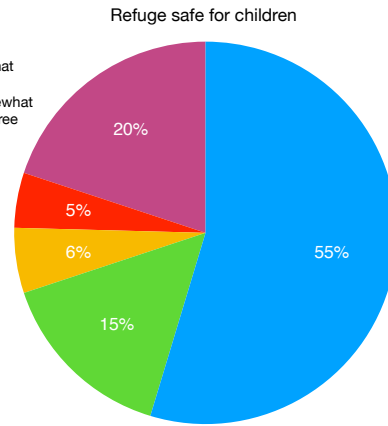
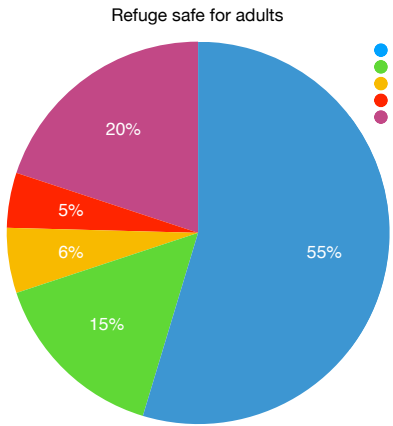
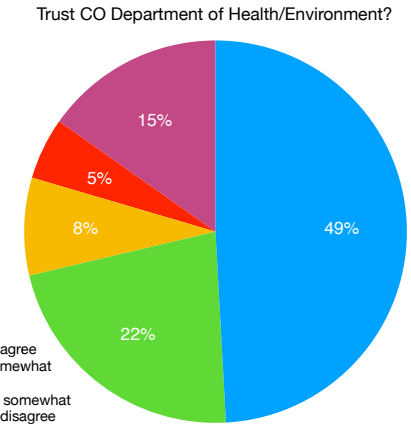
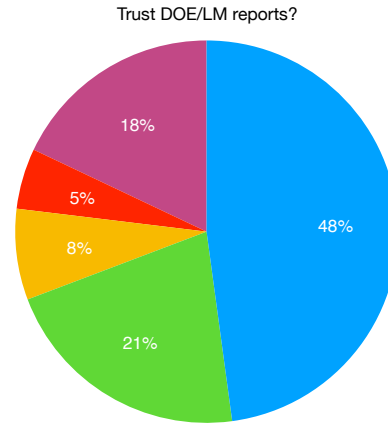
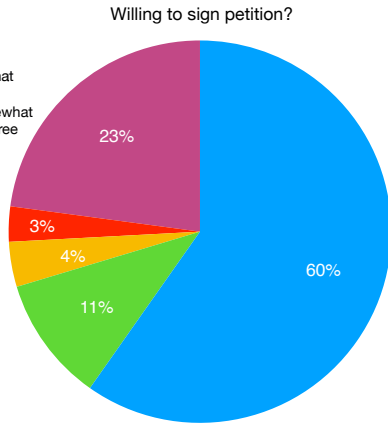
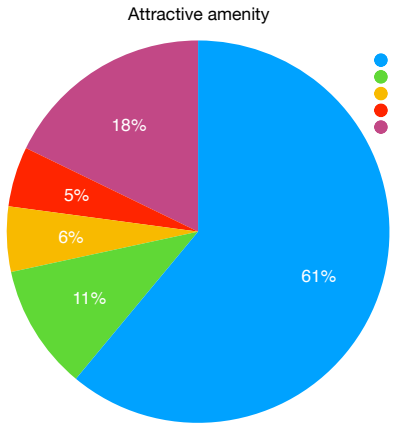
Addendum: more details concerning the LeRoy Moore' December 2016 anti-Refuge petition. Data about petition signers was prepared by David Wood, who downloaded all signature entries as of March 19, 2018 and analyzed them by location and name. "Surrounding communities" are shown with pie wedges extending further from the pie center, and are those represented on the Stewardship Council (Arvada, Boulder, Golden, Broomfield, Northglenn, Superior, Thornton, Westminster).

Of LeRoy Moore's December 2016 anti-Refuge petition signers:

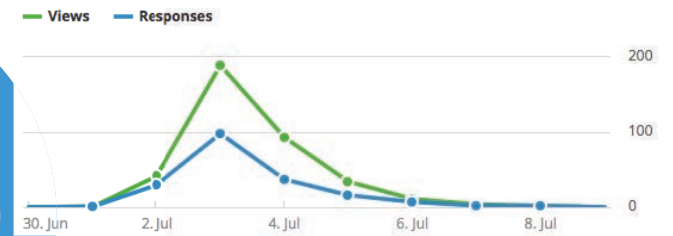
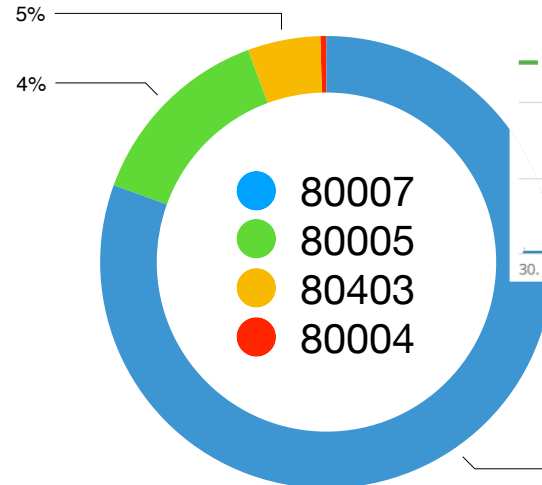
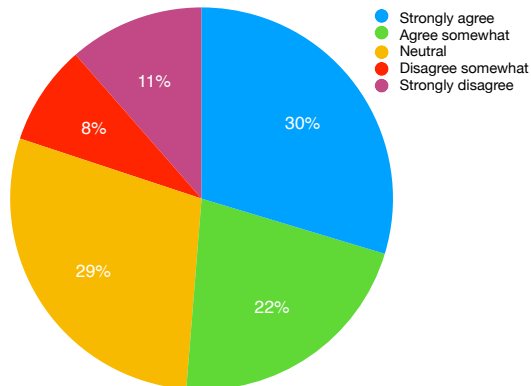
- 50% not from surrounding communities
- As many from OUT OF STATE as from Boulder

number of signers





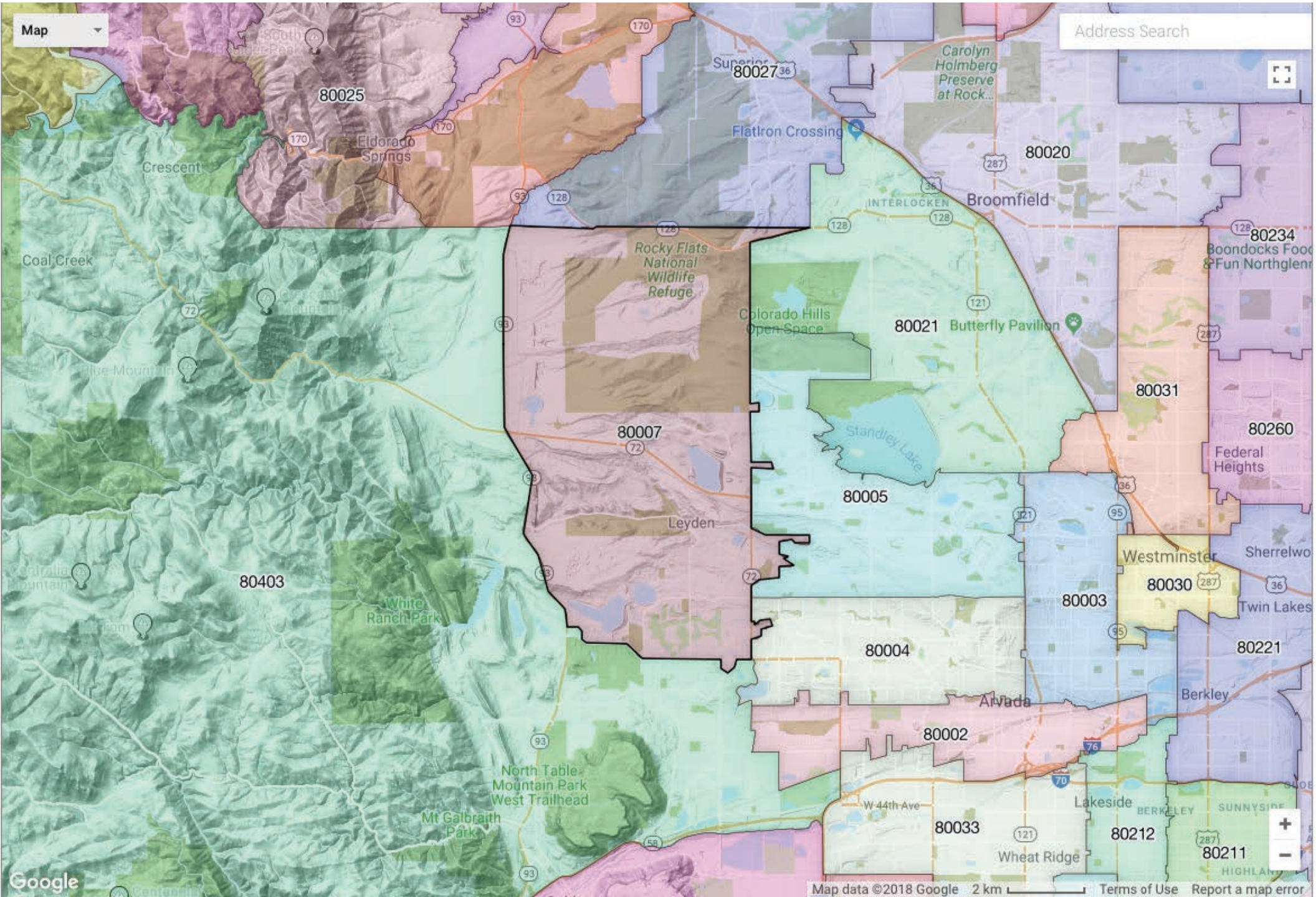
Feel adequately represented to local councils?



**235 completed surveys;
4 omitted zip code
July 1-11 2018**

$$N_{samp} = 235 \Rightarrow \frac{1}{\sqrt{N_{samp} - 1}} \approx 0.0654$$

⇒ pct range = (1 ± 0.0654) nominal pct



Map

Address Search



Google